

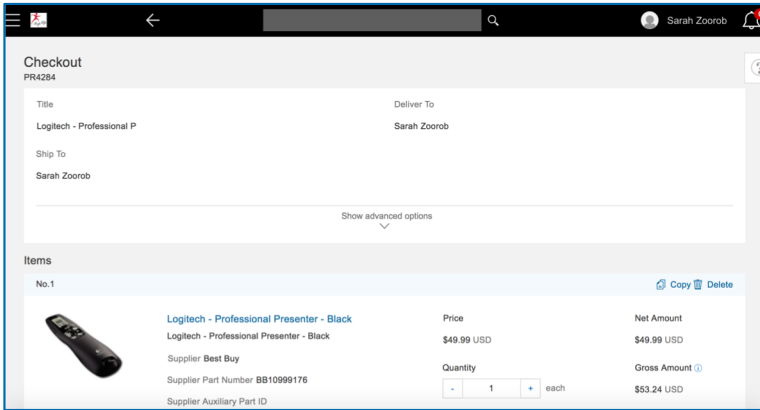
HOW TO VERIFY ACCOUNT BALANCE

PURPOSE: THIS QUICK REFERENCE GUIDE SHOWS HOW TO VERIFY A STUDENT'S ACCOUNT BALANCE.

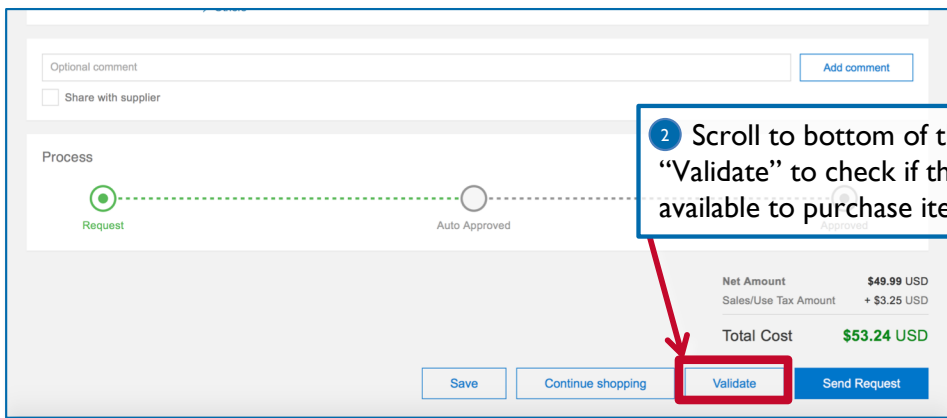
PICK IT

CLICK IT

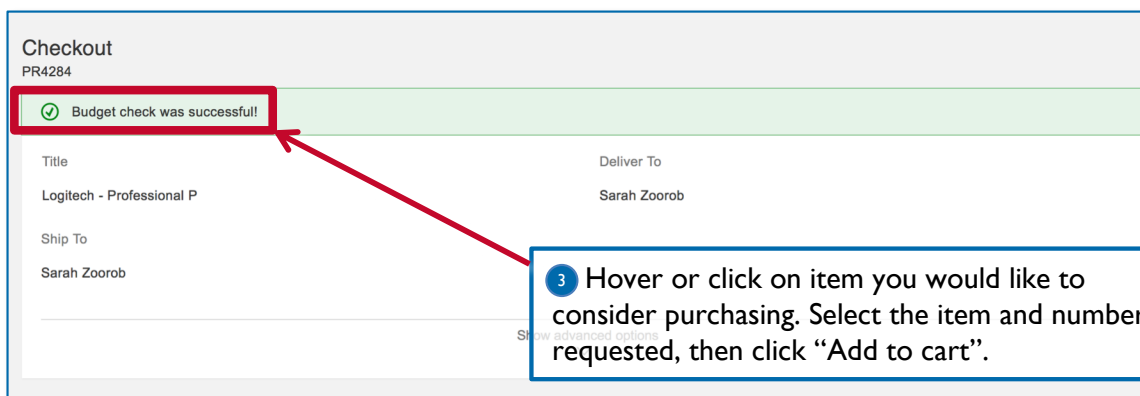
SHIP IT



1 Click on the cart to see item(s) selected.



2 Scroll to bottom of the page and click "Validate" to check if there are sufficient funds available to purchase item(s).



3 Hover or click on item you would like to consider purchasing. Select the item and number requested, then click "Add to cart".

NOTE: If there are any questions regarding the validation of the purchase, or account balances, please call Step Up For Students Service Center for assistance. Call 877-735-7837 and select Option 1.