



FLORIDA DEPARTMENT OF
EDUCATION
fldoe.org

Florida Tax Credit **Scholarship Program**

September 2014 Quarterly Report

The Florida Tax Credit (FTC) Scholarship Program was established in 2001 to encourage private, voluntary contributions from corporate donors to non-profit scholarship funding organizations (SFOs) that award scholarships to children from low-income families. Two Scholarship Funding Organizations (SFOs) have been approved to participate for the 2014-15 school year. A corporation can receive a dollar-for-dollar tax credit up to 100% of its state income tax liability. The program also includes credits against the insurance premium tax for contributions to eligible non-profit SFOs, credits against severance taxes on oil and gas production, self-accrued sales tax liabilities of direct pay permit holders, and alcoholic beverage taxes on beer, wine, and spirits. The maximum amount the state may award is \$357.8 million in credits for the 2014-15 fiscal year. This program expands educational opportunities and school choice for children of families that have limited financial resources.

Florida Department of Education
Office of Independent Education and Parental Choice

Phone: (850) 245-0502
Toll-free Hotline: 1(800) 447-1636
www.floridaschoolchoice.org

FTC Student Participation and Funding by District

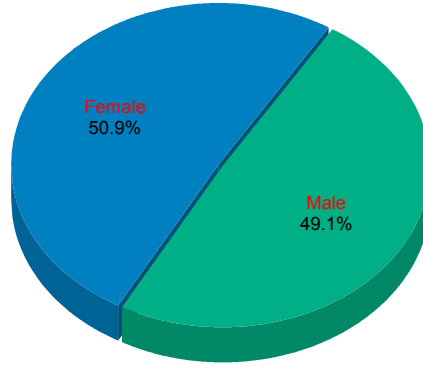
DISTRICTID	DISTRICT NAME	STUDENTS	STU%	TOTAL FUNDED	FUND%
1	ALACHUA	457	0.68%	588,890	0.68%
2	BAKER	52	0.08%	66,894	0.08%
3	BAY	96	0.14%	121,145	0.14%
4	BRADFORD	196	0.29%	240,812	0.28%
5	BREVARD	1,783	2.66%	2,238,843	2.60%
6	BROWARD	5,764	8.58%	7,460,723	8.67%
8	CHARLOTTE	296	0.44%	386,559	0.45%
9	CITRUS	379	0.56%	487,054	0.57%
10	CLAY	424	0.63%	508,485	0.59%
11	COLLIER	337	0.50%	440,003	0.51%
12	COLUMBIA	240	0.36%	307,281	0.36%
13	DADE	17,928	26.70%	23,316,693	27.09%
14	DESOTO	68	0.10%	89,199	0.10%
15	DIXIE	53	0.08%	68,516	0.08%
16	DUVAL	5,139	7.65%	6,531,843	7.59%
17	ESCAMBIA	1,035	1.54%	1,304,546	1.52%
18	FLAGLER	349	0.52%	451,095	0.52%
19	FRANKLIN	32	0.05%	21,619	0.03%
20	GADSDEN	270	0.40%	349,853	0.41%
21	GILCHRIST	47	0.07%	60,332	0.07%
22	GLADES	32	0.05%	41,735	0.05%
23	GULF	20	0.03%	15,125	0.02%
24	HAMILTON	50	0.07%	56,600	0.07%
25	HARDEE				
26	HENDRY	163	0.24%	205,849	0.24%
27	HERNANDO	531	0.79%	609,399	0.71%
28	HIGHLANDS	234	0.35%	295,848	0.34%
29	HILLSBOROUGH	2,943	4.38%	3,798,328	4.41%
30	HOLMES	13	0.02%	14,391	0.02%
31	INDIAN RIVER	179	0.27%	220,419	0.26%
32	JACKSON	62	0.09%	64,408	0.07%
33	JEFFERSON	39	0.06%	49,343	0.06%
34	LAFAYETTE	36	0.05%	45,572	0.05%
35	LAKE	906	1.35%	1,175,796	1.37%
36	LEE	744	1.11%	949,898	1.10%
37	LEON	426	0.63%	545,685	0.63%
38	LEVY	145	0.22%	187,949	0.22%
40	MADISON	14	0.02%	16,128	0.02%
41	MANATEE	505	0.75%	640,942	0.74%
42	MARION	1,368	2.04%	1,707,967	1.98%
43	MARTIN	223	0.33%	264,466	0.31%
44	MONROE	103	0.15%	132,461	0.15%
45	NASSAU	140	0.21%	173,148	0.20%
46	OKALOOSA	294	0.44%	371,044	0.43%
47	OKEECHOBEE	118	0.18%	149,206	0.17%
48	ORANGE	6,892	10.26%	8,907,331	10.35%
49	OSCEOLA	2,408	3.59%	3,058,484	3.55%
50	PALM BEACH	2,014	3.00%	2,622,161	3.05%
51	PASCO	982	1.46%	1,210,823	1.41%
52	PINELLAS	2,514	3.74%	3,226,847	3.75%
53	POLK	1,961	2.92%	2,487,139	2.89%
54	PUTNAM	238	0.35%	295,933	0.34%
55	ST. JOHNS	279	0.42%	337,608	0.39%
56	ST. LUCIE	962	1.43%	1,238,496	1.44%
57	SANTA ROSA	140	0.21%	171,450	0.20%
58	SARASOTA	491	0.73%	627,280	0.73%
59	SEMINOLE	906	1.35%	1,149,857	1.34%
60	SUMTER	75	0.11%	98,511	0.11%
61	SUWANNEE	258	0.38%	306,388	0.36%
62	TAYLOR	84	0.13%	82,311	0.10%
63	UNION	32	0.05%	35,061	0.04%
64	VOLUSIA	2,442	3.64%	3,156,659	3.67%
65	WAKULLA	75	0.11%	96,056	0.11%
66	WALTON	58	0.09%	71,714	0.08%
67	WASHINGTON	91	0.14%	107,741	0.13%
TOTAL:	65	67,142	100.00%	86,069,038	100.00%

Note: Blanks indicate less than 11 students per district and are not displayed but calculated in total in order to protect student confidentiality.

Private Schools by District Serving FTC Students

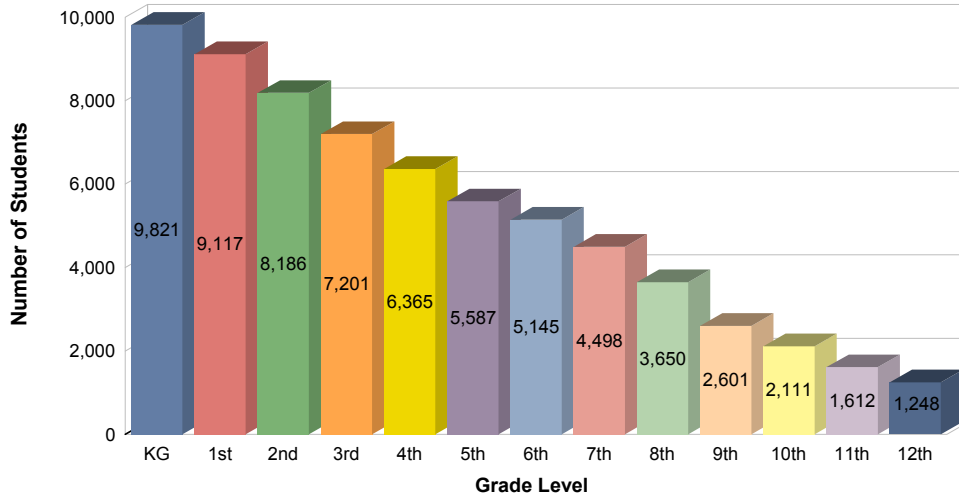
DISTRICT	DISTRICT NAME	SCHOOLS
1	ALACHUA	20
2	BAKER	2
3	BAY	5
4	BRADFORD	4
5	BREVARD	44
6	BROWARD	135
8	CHARLOTTE	10
9	CITRUS	6
10	CLAY	17
11	COLLIER	13
12	COLUMBIA	9
13	DADE	350
14	DESOTO	1
15	DIXIE	2
16	DUVAL	104
17	ESCAMBIA	21
18	FLAGLER	4
19	FRANKLIN	1
20	GADSDEN	3
21	GILCHRIST	2
22	GLADES	1
23	GULF	1
24	HAMILTON	2
25	HARDEE	1
26	HENDRY	4
27	HERNANDO	10
28	HIGHLANDS	8
29	HILLSBOROUGH	70
31	INDIAN RIVER	8
32	JACKSON	2
33	JEFFERSON	2
34	LAFAYETTE	1
35	LAKE	19
36	LEE	26
37	LEON	18
38	LEVY	3
40	MADISON	1
41	MANATEE	15
42	MARION	26
43	MARTIN	6
44	MONROE	2
45	NASSAU	5
46	OKALOOSA	7
47	OKEECHOBEE	4
48	ORANGE	116
49	OSCEOLA	31
50	PALM BEACH	47
51	PASCO	25
52	PINELLAS	74
53	POLK	44
54	PUTNAM	4
55	ST. JOHNS	10
56	ST. LUCIE	17
57	SANTA ROSA	5
58	SARASOTA	25
59	SEMINOLE	31
60	SUMTER	1
61	SUWANNEE	3
62	TAYLOR	2
63	UNION	1
64	VOLUSIA	42
65	WAKULLA	3
66	WALTON	3
67	WASHINGTON	2
TOTAL:	64	1,481

FTC Student Enrollment by Gender



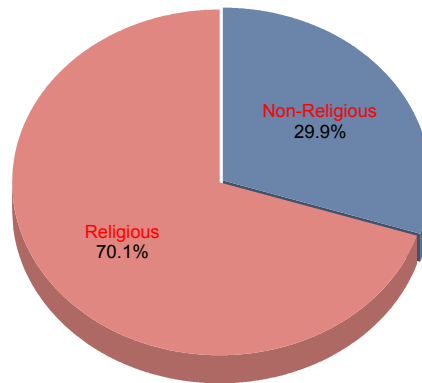
<u>GENDER</u>	<u>STUDENTS</u>	<u>PERCENTAGE</u>
Male	32,941	49.1%
Female	34,201	50.9%
Total:	67,142	100.0%

FTC Student Enrollment by Grade Level



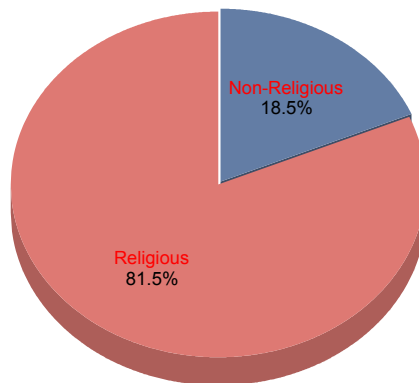
<u>GRADE LEVEL</u>	<u>STUDENTS</u>	<u>PERCENTAGE</u>
KG	9,821	14.6%
1st	9,117	13.6%
2nd	8,186	12.2%
3rd	7,201	10.7%
4th	6,365	9.5%
5th	5,587	8.3%
6th	5,145	7.7%
7th	4,498	6.7%
8th	3,650	5.4%
9th	2,601	3.9%
10th	2,111	3.1%
11th	1,612	2.4%
12th	1,248	1.9%
Total:	67,142	100.0%

Private Schools Participating in FTC by Type



<u>SCHOOL TYPE</u>	<u>SCHOOLS</u>	<u>PERCENTAGE</u>
Non-Religious	443	29.9%
Religious	1,038	70.1%
Total:	1,481	100.0%

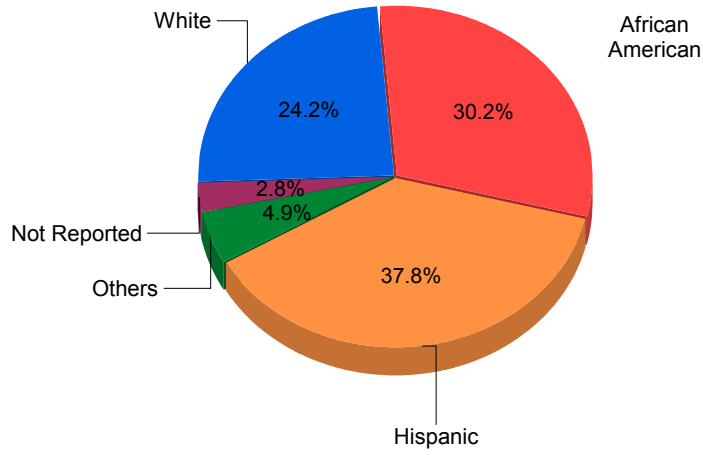
FTC Student Enrollment by Type of Private School



<u>SCHOOL TYPE</u>	<u>STUDENTS</u>	<u>PERCENTAGE</u>
Non-Religious	12,439	18.5%
Religious	54,802	81.5%
Total:	67,241 *	100.0%

* Indicates that 99 students (duplicated) attended more than one school (Religious and Non-Religious) during the September 2014 reporting period.

FTC Student Enrollment by Race/Ethnicity



<u>RACE</u>	<u>STUDENTS</u>	<u>PERCENTAGE</u>
White	16,278	24.2%
African American	20,298	30.2%
Hispanic	25,377	37.8%
Others	3,316	4.9%
Not Reported	1,873	2.8%
Total:	67,142	100.0%

* "Others" includes students who are American Indian or Alaska Native, Asian, Native Hawaiian or Other Pacific Islander, and Multiracial.