



FLORIDA TAX CREDIT

Scholarship Program

NOVEMBER QUARTERLY REPORT

2009

The Corporate Tax Credit (CTC) Scholarship Program was established to encourage private, voluntary contributions from corporate donors to non-profit scholarship funding organizations that award scholarships to children from low-income families. A corporation can receive a dollar-for-dollar tax credit up to 75% of its state income tax liability. In 2009, the program changed its name to the Florida Tax Credit (FTC) Scholarship Program and expanded to provide credits against the insurance premium tax for contributions to eligible non-profit scholarship funding organizations. The maximum amount the state may award is \$118 million in credits for the 2009-2010 fiscal year. This program expands educational opportunities and school choice for children of families that have limited financial resources.

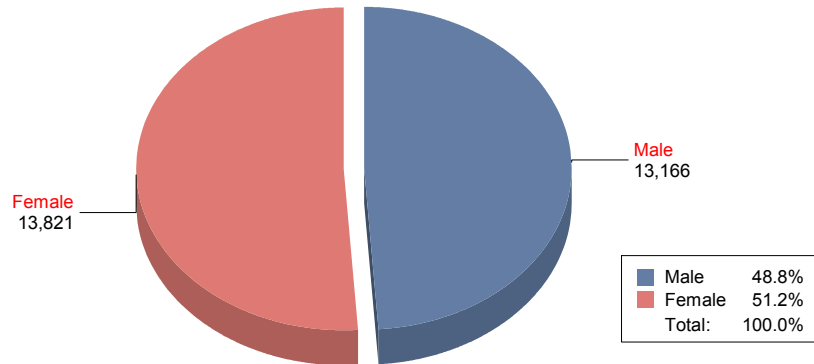
Next quarterly report will be available: February 2010

FTC Student Enrollment by District

<u>DISTRICTID</u>	<u>DISTRICT NAME</u>	<u>SCHOOLS</u>	<u>%</u>	<u>STUDENTS</u>	<u>%</u>
1	ALACHUA	17	1.7%	216	0.8%
2	BAKER				
3	BAY	4	0.4%	21	0.1%
4	BRADFORD	5	0.5%	163	0.6%
5	BREVARD	38	3.8%	813	3.0%
6	BROWARD	82	8.2%	1,856	6.9%
8	CHARLOTTE	7	0.7%	99	0.4%
9	CITRUS	7	0.7%	167	0.6%
10	CLAY	12	1.2%	140	0.5%
11	COLLIER	10	1.0%	78	0.3%
12	COLUMBIA	3	0.3%	78	0.3%
13	DADE	168	16.7%	6,959	25.8%
15	DIXIE	1	0.1%	34	0.1%
16	DUVAL	85	8.5%	2,657	9.8%
17	ESCAMBIA	15	1.5%	401	1.5%
18	FLAGLER	2	0.2%	47	0.2%
19	FRANKLIN	1	0.1%	19	0.1%
20	GADSDEN	3	0.3%	137	0.5%
21	GILCHRIST	1	0.1%	29	0.1%
22	GLADES				
24	HAMILTON	2	0.2%	28	0.1%
26	HENDRY	2	0.2%	25	0.1%
27	HERNANDO	8	0.8%	184	0.7%
28	HIGHLANDS	8	0.8%	143	0.5%
29	HILLSBOROUGH	60	6.0%	1,295	4.8%
30	HOLMES				
31	INDIAN RIVER	7	0.7%	80	0.3%
32	JACKSON	2	0.2%	17	0.1%
33	JEFFERSON	1	0.1%	15	0.1%
34	LAFAYETTE	1	0.1%	27	0.1%
35	LAKE	17	1.7%	300	1.1%
36	LEE	23	2.3%	283	1.0%
37	LEON	19	1.9%	416	1.5%
38	LEVY	2	0.2%	28	0.1%
40	MADISON	2	0.2%	36	0.1%
41	MANATEE	14	1.4%	197	0.7%
42	MARION	17	1.7%	489	1.8%
43	MARTIN	7	0.7%	94	0.3%
44	MONROE	2	0.2%	13	0.0%
45	NASSAU	3	0.3%	53	0.2%
46	OKALOOSA	5	0.5%	168	0.6%
47	OKEECHOBEE	1	0.1%	17	0.1%
48	ORANGE	84	8.4%	3,360	12.5%
49	OSCEOLA	19	1.9%	996	3.7%
50	PALM BEACH	35	3.5%	683	2.5%
51	PASCO	16	1.6%	267	1.0%
52	PINELLAS	55	5.5%	709	2.6%
53	POLK	33	3.3%	711	2.6%
54	PUTNAM	3	0.3%	113	0.4%
55	ST. JOHNS	4	0.4%	107	0.4%
56	ST. LUCIE	6	0.6%	174	0.6%
57	SANTA ROSA	2	0.2%	25	0.1%
58	SARASOTA	17	1.7%	176	0.7%
59	SEMINOLE	26	2.6%	563	2.1%
60	SUMTER	1	0.1%	19	0.1%
61	SUWANNEE	3	0.3%	144	0.5%
62	TAYLOR				
64	VOLUSIA	26	2.6%	1,061	3.9%
65	WAKULLA	2	0.2%	28	0.1%
66	WALTON				
67	WASHINGTON				
TOTAL:	61	1,003	100.0%	26,987	100.0%

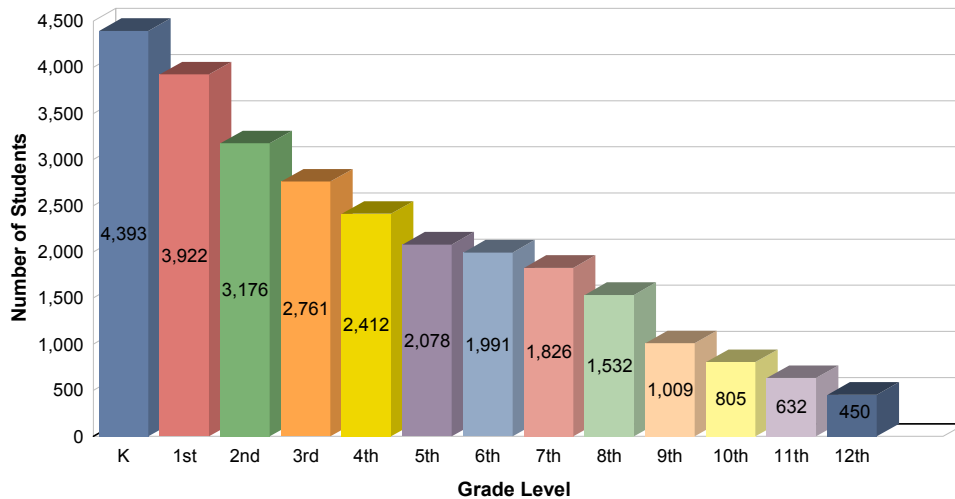
Note: Blanks indicate less than 11 students per district and are not displayed but calculated in total in order to protect student confidentiality.

FTC Student Enrollment by Gender



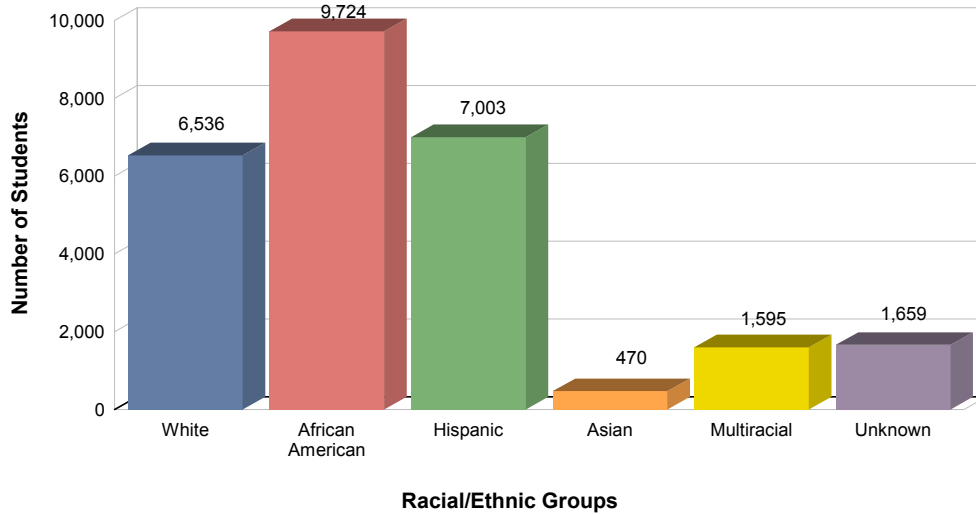
<u>GENDER</u>	<u>STUDENTS</u>	<u>PERCENTAGE</u>
Male	13,166	48.8%
Female	13,821	51.2%
Total:	26,987	100.0%

FTC Student Enrollment by Grade Level



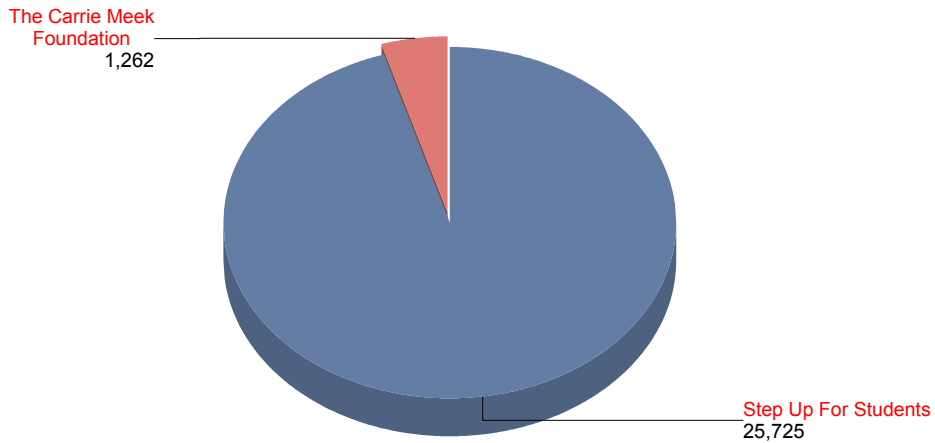
<u>GRADE LEVEL</u>	<u>STUDENTS</u>	<u>PERCENTAGE</u>
K	4,393	16.3%
1st	3,922	14.5%
2nd	3,176	11.8%
3rd	2,761	10.2%
4th	2,412	8.9%
5th	2,078	7.7%
6th	1,991	7.4%
7th	1,826	6.8%
8th	1,532	5.7%
9th	1,009	3.7%
10th	805	3.0%
11th	632	2.3%
12th	450	1.7%
Total:	26,987	100.0%

FTC Student Racial/Ethnic Enrollment



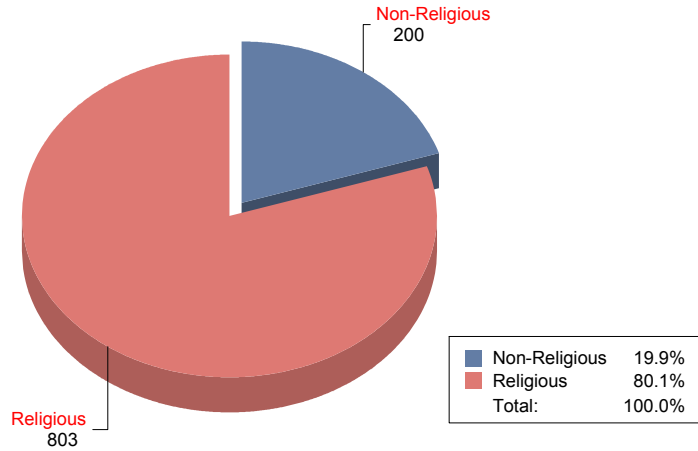
<u>RACE</u>	<u>STUDENTS</u>	<u>PERCENTAGE</u>
White	6,536	24.2%
African American	9,724	36.0%
Hispanic	7,003	25.9%
Asian	470	1.7%
Multiracial	1,595	5.9%
Unknown	1,659	6.1%
Total:	26,987	100.0%

FTC Enrollment by Scholarship Funding Organization (SFO)



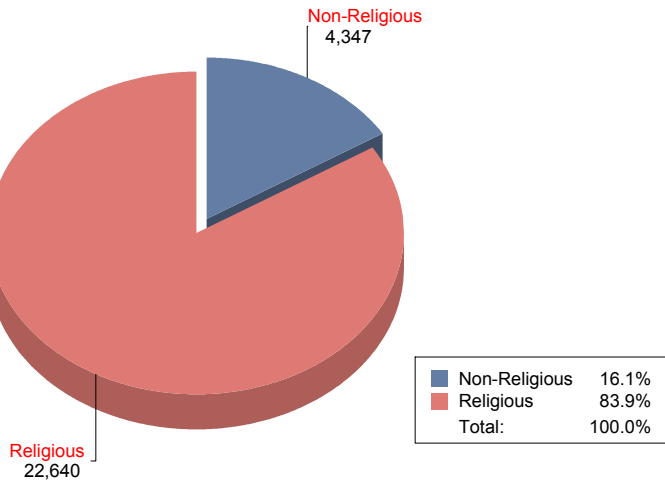
<u>SFO</u>	<u>STUDENTS</u>	<u>PERCENTAGE</u>
Step Up For Students	25,725	95.3%
The Carrie Meek Foundation	1,262	4.7%
Total:	26,987	100.0%

Private Schools Participating in FTC by Type



<u>SCHOOL TYPE</u>	<u>SCHOOLS</u>	<u>PERCENTAGE</u>
Non-Religious	200	19.9%
Religious	803	80.1%
Grand Total:	1,003	100.0%

FTC Student Enrollment by Type of Private School



<u>SCHOOL TYPE</u>	<u>STUDENTS</u>	<u>PERCENTAGE</u>
Non-Religious	4,347	16.1%
Religious	22,640	83.9%
Grand Total:	26,987	100.0%