



CORPORATE TAX CREDIT

Scholarship Program

NOVEMBER QUARTERLY REPORT 2008

The Corporate Tax Credit (CTC) Scholarship Program was established to encourage private, voluntary contributions from corporate donors to non-profit scholarship funding organizations that award scholarships to children from low-income families. A corporation can receive a dollar-for-dollar tax credit up to 75% of its state income tax liability, and the state may award a maximum of \$118 million in credits for the 2008-09 fiscal year. This program expands educational opportunities and school choice for children of families that have limited financial resources.

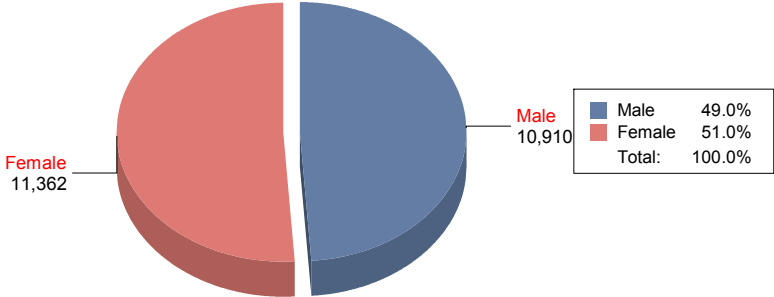
Next quarterly report will be available: February 2009

CTC Student Enrollment by District

<u>DISTRICTID</u>	<u>DISTRICT NAME</u>	<u>SCHOOLS</u>	<u>%</u>	<u>STUDENTS</u>	<u>%</u>
1	ALACHUA	16	1.7%	189	0.8%
2	BAKER				
3	BAY	5	0.5%	31	0.1%
4	BRADFORD	6	0.6%	97	0.4%
5	BREVARD	38	3.9%	694	3.1%
6	BROWARD	78	8.1%	1,373	6.2%
8	CHARLOTTE	8	0.8%	64	0.3%
9	CITRUS	7	0.7%	128	0.6%
10	CLAY	13	1.3%	145	0.7%
11	COLLIER	9	0.9%	46	0.2%
12	COLUMBIA	4	0.4%	114	0.5%
13	DADE	162	16.8%	5,417	24.3%
15	DIXIE	1	0.1%	24	0.1%
16	DUVAL	86	8.9%	2,608	11.7%
17	ESCAMBIA	13	1.3%	325	1.5%
18	FLAGLER	2	0.2%	34	0.2%
19	FRANKLIN				
20	GADSDEN	4	0.4%	126	0.6%
21	GILCHRIST	1	0.1%	27	0.1%
24	HAMILTON	2	0.2%	27	0.1%
26	HENDRY	1	0.1%	16	0.1%
27	HERNANDO	6	0.6%	99	0.4%
28	HIGHLANDS	8	0.8%	96	0.4%
29	HILLSBOROUGH	61	6.3%	994	4.5%
30	HOLMES				
31	INDIAN RIVER	6	0.6%	46	0.2%
32	JACKSON	2	0.2%	19	0.1%
33	JEFFERSON				
34	LAFAYETTE	1	0.1%	19	0.1%
35	LAKE	16	1.7%	260	1.2%
36	LEE	20	2.1%	207	0.9%
37	LEON	17	1.8%	419	1.9%
38	LEVY	3	0.3%	26	0.1%
40	MADISON	2	0.2%	38	0.2%
41	MANATEE	13	1.3%	121	0.5%
42	MARION	15	1.6%	350	1.6%
43	MARTIN	6	0.6%	82	0.4%
44	MONROE				
45	NASSAU	3	0.3%	42	0.2%
46	OKALOOSA	5	0.5%	155	0.7%
47	OKEECHOBEE	1	0.1%	20	0.1%
48	ORANGE	82	8.5%	3,120	14.0%
49	OSCEOLA	18	1.9%	954	4.3%
50	PALM BEACH	34	3.5%	484	2.2%
51	PASCO	19	2.0%	183	0.8%
52	PINELLAS	44	4.6%	512	2.3%
53	POLK	32	3.3%	510	2.3%
54	PUTNAM	7	0.7%	154	0.7%
55	ST. JOHNS	5	0.5%	80	0.4%
56	ST. LUCIE	5	0.5%	120	0.5%
57	SANTA ROSA	2	0.2%	17	0.1%
58	SARASOTA	16	1.7%	99	0.4%
59	SEMINOLE	24	2.5%	524	2.4%
60	SUMTER				
61	SUWANNEE	3	0.3%	127	0.6%
62	TAYLOR				
64	VOLUSIA	24	2.5%	857	3.8%
65	WAKULLA	1	0.1%	12	0.1%
66	WALTON				
TOTAL:	59	966	100.0%	22,272	100.0%

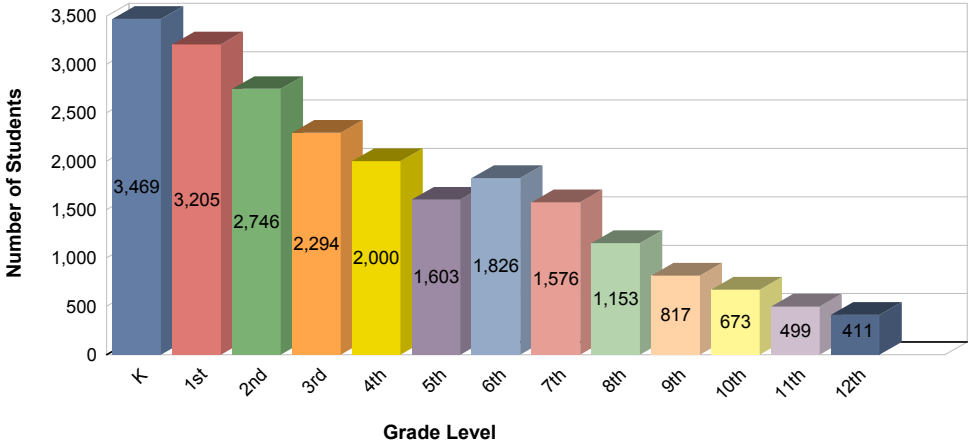
Note: Blanks indicate less than 11 students per district and are not displayed but calculated in total in order to protect student confidentiality.

CTC Student Enrollment by Gender



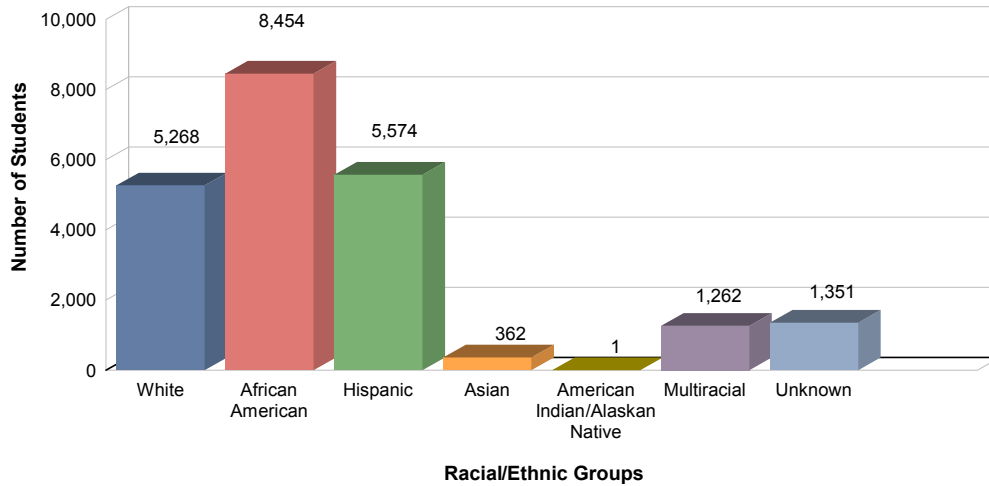
<u>GENDER</u>	<u>STUDENTS</u>	<u>PERCENTAGE</u>
Male	10,910	49.0%
Female	11,362	51.0%
Total:	22,272	100.0%

CTC Student Enrollment by Grade Level



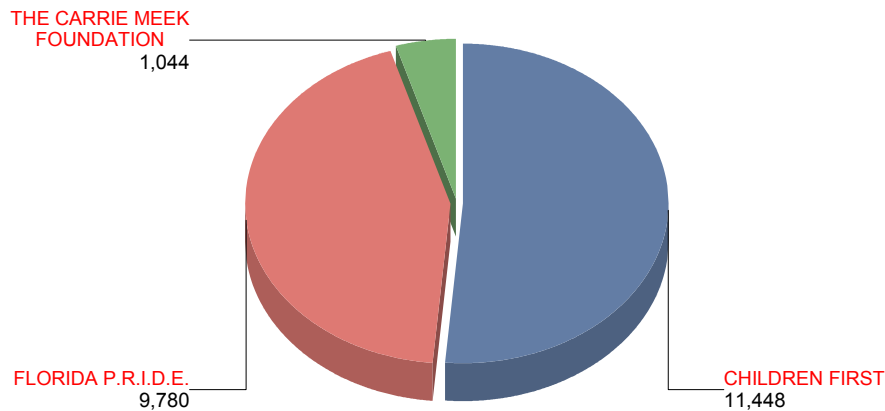
<u>GRADE LEVEL</u>	<u>STUDENTS</u>	<u>PERCENTAGE</u>
K	3,469	15.6%
1st	3,205	14.4%
2nd	2,746	12.3%
3rd	2,294	10.3%
4th	2,000	9.0%
5th	1,603	7.2%
6th	1,826	8.2%
7th	1,576	7.1%
8th	1,153	5.2%
9th	817	3.7%
10th	673	3.0%
11th	499	2.2%
12th	411	1.8%
Total:	22,272	100.0%

CTC Student Racial/Ethnic Enrollment



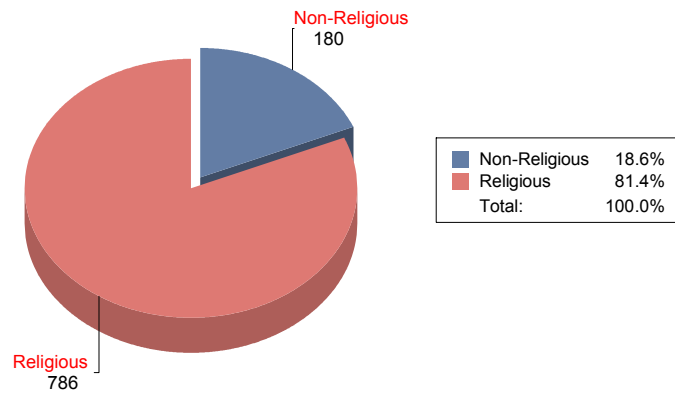
<u>RACE</u>	<u>STUDENTS</u>	<u>PERCENTAGE</u>
White	5,268	23.7%
African American	8,454	38.0%
Hispanic	5,574	25.0%
Asian	362	1.6%
American Indian/Alaskan Native	1	0.0%
Multiracial	1,262	5.7%
Unknown	1,351	6.1%
Total:	22,272	100.0%

CTC Student Enrollment by Scholarship Funding Organization (SFO)



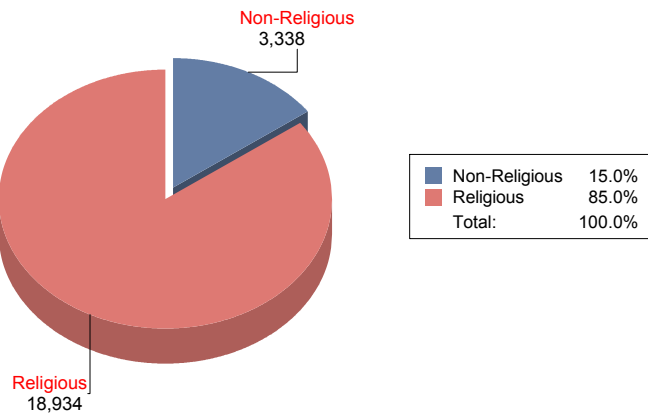
<u>SFO</u>	<u>STUDENTS</u>	<u>PERCENTAGE</u>
CHILDREN FIRST	11,448	51.4%
FLORIDA P.R.I.D.E.	9,780	43.9%
THE CARRIE MEEK FOUNDATION	1,044	4.7%
Total:	22,272	100.0%

Private Schools Participating in CTC by Type



<u>SCHOOL TYPE</u>	<u>SCHOOLS</u>	<u>PERCENTAGE</u>
Non-Religious	180	18.6%
Religious	786	81.4%
Total:	966	100.0%

CTC Student Enrollment by Type of Private School



<u>SCHOOL TYPE</u>	<u>STUDENTS</u>	<u>PERCENTAGE</u>
Non-Religious	3,338	15.0%
Religious	18,934	85.0%
Total:	22,272	100.0%