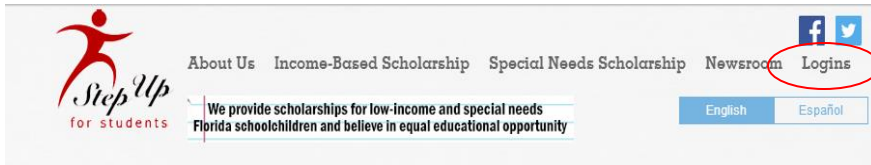
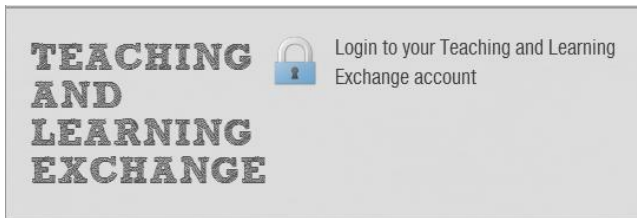


Parent Quick Tips for the Teaching and Learning Exchange

1. Go to stepupforstudents.org and click “Logins” on the upper right corner.



2. Scroll down and click the box labeled “Teaching and Learning Exchange”.



3. Enter your username and password and click the submit button.

Log In

User name

Password

[Forgot Password](#)

4. Once on this screen, click on “Student Info”.

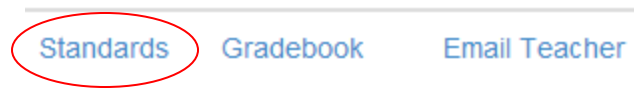
Student	School	Grade Level	
Case, Justin	A Private School	2nd	Student Info

5. To view your child’s Personal Learning Plan, click on the red button labeled “Personal Learning Plan”.

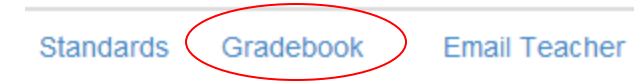
School : A Private School Student Id :

School Year : August 2014-June 2015 Grade : 2nd

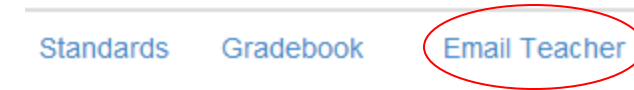
6. To view the standards the teacher is currently using to assess your child, click “Standards”.



7. To view your child’s current assignments and grades, click “Gradebook”.



8. To send an email to the teacher regarding your child, click “Email Teacher”.



9. Once on this screen, write a subject and a message and click the red “Send” button.

✉ Email Teacher

To: jbodine@sufs.org

Ref: Justin Case in Rachel ELA (Teacher: Jethro Bodine)

Subject:

Message:

Here is What You Can View as a Parent:

Class Standards and Standard Achievement Code

	AUG	SEP	OCT	NOV	DEC	JAN	FEB
LAFS.3.RI.2.4 Determine the meaning of general academic & domain-specific words & phrases in a text relevant to a grade 3 topic or subject area.	P						
LAFS.3.RI.2.5 Use text features & search tools (e.g., key words, hyperlinks) to locate information relevant to a given topic efficiently.		M					
LAFS.3.RI.2.6 Distinguish their own point of view from that of the author of a text.			F				
LAFS.3.RI.3.7 Use information gained from illustrations (e.g., maps, photographs) & the words in a text to show understanding of the text (e.g., where, when, why).				R			
LAFS.3.RI.3.8 Describe the logical connection between particular sentences & paragraphs in a text (e.g., comparison, first/second/third in a sequence).					L		
LAFS.3.RI.3.9 Compare & contrast the most important points & key details presented in two texts on the same topic.							

Gradebook

Student First Name	Student Last Name	Possible Points	Points Earned	Cumulative Average	Letter Grade	Standards Achievement
Jane	Doe	10	10	100.0%	A	M

Homework - Underline
Maple
Due 8/22/14

Grading Scale

A 100 - 90 C 79 - 70 F 59 - 0

B 89 - 80 D 69 - 60

Standard Achievement Codes

M - Mastered P - Passed F - Failed

Personal Learning Plan for Your Child

<p>I Teacher plans to introduce standard</p>	<p>L In the process of learning skill</p>	<p>R Review</p>	<p>P Passed but not mastered</p>	<p>M Mastery (earned 80% or higher)</p>	<p>F Failed</p>
---	--	------------------------	---	--	------------------------

Language Arts Standards

Foundational Skills

- L** LAFS.3.RF.3.3a Identify & know the meaning of the most common prefixes & derivational suffixes.
- L** LAFS.3.RF.3.3b Decode words w/ common Latin suffixes.
- L** LAFS.3.RF.3.3c Decode multi-syllable words.
- L** LAFS.3.RF.3.3d Read grade-appropriate irregularly spelled words
- L** LAFS.3.RF.4.4a Read grade-level text w/ purpose & understanding.

Instructional Strategies
Student Responsibilities
Caregiver Interventions

School Based Resources & Strategies

✎ Edit

Summarizing and Note Taking

- ✓ Cornell Notes
- ✓ Metacognitive Journaling

Cooperative Learning

- ✓ Think Pair Share
- ✓ Small group instruction

Identifying Similarities and Differences

- ✓ Frayer Model
- ✓ Compare/Contrast Organizer